

Council Plan 2015-20

Generated on: 18 March 2016

1. Employment Opportunity & Economic Success													
	EC 10	EC 12a	EC 12b	EC 12c	EC 12d	EC 13a	EC 13b	EC 40					
2. Housing Need													
	HS 10a	HS 10b	HS 11	HS 14	BS RB 3	FP 7	FP 8	HS 5	HS 8	BS RB 2	HS 1	HS 2	HS 17
3. High Quality Environment													
	DM 157a	HE 13	SS 15	SS 17	SS 35	SS 36	DM 157c	SS 192	DM 2	DM 157b	SS 16		
4. Active Safe Communities													
	EC 77	HE 10											
5. Transforming the Council													
	BS AS 3	BS BI 2	BS RB 12	BS AS 1 RDC	HR A 01 R	BS RB 11	BS MD 1						

Key



Data Only Indicator for monitoring trend



Performance is improving









Performance has stayed the same









Performance has got worse




1. Employment Opportunity & Economic Success



		EC 10	Total Job Seeker Allowance and Universal Credit out of work Claimants Aged 16 - 64				
Current Value	1.0%	February 2016	Previous Value	0.9% January 2016	Data is published monthly		
Yorkshire & Humber - 2.3% GB - 1.9%							

		EC 12a	% Ryedale population aged 16-64 qualified - NVQ1 or equivalent			
Current Value	83.1%	2014/15	Previous Value	91.9% Jan-Dec 2013	Data is published annually	
Ryedale had 24,300 residents between January-December 2014 aged 16-64 studying at NVQ1 level and above. Young people achieve level 1 and 2 NVQ's in order to improve their career prospects. The council has targeted resources through various apprenticeships. This level is a stepping stone to future learning opportunities.						

		EC 12b	% Ryedale population aged 16-64 qualified - NVQ2 or equivalent			
Current Value	67.5%	2014/15	Previous Value	80% Jan-Dec 2013	Data is published annually	
Ryedale had 19,700 residents between January-December 2014 aged 16-64 studying at NVQ2 level and above. Young people achieve level 1 and 2 NVQ's in order to improve their career prospects. The council has targeted resources through various apprenticeships. This level is a stepping stone to future learning opportunities.						


		EC 12c	% Ryedale population aged 16-64 qualified - NVQ3 or equivalent			
Current Value		54.4%	2014/15	Previous Value	53.2% Jan-Dec 2013	Data is published annually
The percentage of Ryedale residents aged 16-64 reaching NVQ3 and above continues to grow, with 15,900 attaining the qualification from January-December 2014. This puts Ryedale above the North Yorkshire and Yorkshire and The Humber average for this level of qualification.						

		EC 12d	% Ryedale population aged 16-64 qualified - NVQ4 or equivalent			
Current Value	41%	2014/15	Previous Value	40.1% Jan-Dec 2013	Data is published annually	
Ryedale performance is well above the North Yorkshire and Yorkshire and The Humber average for this level of qualification.						




		EC 13a	Gross weekly earnings by workplace			
Current Value	£410.20	2015	Previous Value	£420.20 - 2014	Data is published annually	
Ryedale has the lowest level of earnings by workplace in Yorkshire and the Humber.						




		EC 13b	Gross weekly earnings by residency			
Current Value	£411.80	2015	Previous Value	£426.00 - 2014	Data is published annually	




Earnings by Workplace 2015 annual data (pounds) Ryedale 411.8, Craven 450.2, Richmond 518.5, York 496.0, Hambleton 479.5, Selby 526.5, Scarborough 467.9, Harrogate 518.0, Yorkshire and Humber 480.5




		EC 40	Employment Rate - aged 16-64				
Current Value		80.3%	Oct 14-Sept 15	Previous Value	83.6% Oct 13-Sept 14	Data is published annually	
2014-15: Y&H 72.4% GB 73.4%							



2. Housing Need

























		BS RB 2	Speed of processing - new HB/CTB claims			
Current Value		15.2 days	February 2016	Current Target	25.0 days	
Changes and improvements introduced have resulted in improved timescales						

		BS RB 3	Speed of processing - changes of circumstances for HB/CTB claims			
Current Value	2.6 days	February 2016	Current Target	12.0 days		
The addition of two extra staff has improved the speed of processing any changes of circumstances to well within the target range.						

		FP 7	Net additional homes provided			
Current Value	261	2014/15	Current Target	200		
During 2014-15, 261 additional homes were provided, which exceeded the target figure of providing 200 additional homes. see the Strategic Housing Land Availability assessment for predictions for future delivery http://www.ryedaleplan.org.uk/attachments/article/132/SHLAA_Part1_2015_v2.pdf						




		FP 8	Supply of deliverable housing sites				
Current Value		118.0%	2014/15	Current Target	100.0%	See Annual Monitoring Statement and Strategic Housing Land Availability Assessments. Target five year housing supply= 100%	
Supply = 5.92 years taking into account undeveloped allocations.							




		HS 5	Number of Homeless Applications			
Current Value	11	Q3 2015/16	Current Target	13	Total number of applications for 2014/15 = 30	
Eleven homeless applications were received between 01/10/2015 and 31/12/2015						



		HS 8	Prevention of Homelessness through Advice and Proactive Intervention (values and targets are per quarter, not accumulative)			
Current Value	42	Q3 2015/16	Current Target	39	Target is to achieve 10% improvement in numbers of preventions year on year	
Between 01/10/2015 and 31/12/2015 there were 42 homelessness preventions through the Local Authority						
		HS 10a	% Households in Ryedale in Fuel Poverty (10% income measure)			
Current Value	26%	2013/14	Current Target	27.9%	Target is to improve on previous years performance	
Results published June 2014. Est. no. of households 23,090 of which 6,446 in fuel poverty.						
		HS 10b	% Households in Ryedale in Fuel Poverty (Low Income High Cost)			
Current Value	10.6%	2013/14	Current Target	11.9%	Target is to improve on previous years performance	
Updated May 2015: 2013-14 - Est No. of households 23,046 and 2,440 households in fuel poverty						
		HS 11	Empty Domestic Properties			
Current Value	243	2014/15	Current Target	249	Target is to improve on previous years performance	
This is the figure used to claim New Homes Bonus calculated in October 2015.						
		HS 14	Affordability Ratio			
Current Value	7.36	2013/14	Current Target	8.65	Target is to improve on previous years performance	
North Yorkshire 7.20, England 6.45						
		HS 1	Homeless applications on which RDC makes decision and issues notification to the applicant within 33 working days (was LPI 70)			
Current Value	88.9%	Q3 2015/16	Current Target	100.0%	Target is to decide on all applications within 33 days	
During Q3 2015/16 9 decisions were made, 8 of which issued notifications within 33 days.						
		HS 2	Length of stay in temporary accommodation (B&B, weeks) Snapshot			
Current Value	7.00 weeks	Q3 2015/16	Current Target	4.00 weeks	Target: National maximum allowable is 6 weeks. Local target of 4 weeks	
During quarter 3 of 2015-16, 1 household was accommodated in B&B, the average stay was 49 nights						
		HS 17	Number of affordable homes delivered (gross)			




Current Value	23	Q3 2015/16	Current Target	57	35% of market housing target would result in 70 affordable homes arising from 200 net additional homes.
Only 23 affordable homes completed to end of third quarter -end of year figure to be collated in April 2016 and reported to next meeting.					




3. High Quality Environment

		DM 157a	Processing of planning applications: Major applications (13 weeks)			
Current Value	85.70%	February 2016	Current Target	70.00%	Targets originally set under Planning Delivery Grant regime	
By definition these applications are complex, often requiring for example legal agreements such as Section 106. These applications represent 4% of the total number received. Whilst well below target, performance is improving.						

		HE 13	% of Food establishments in the area broadly compliant with food hygiene law			
Current Value	74%	2014/15	Current Target	72%	Target is to improve on previous year. Assessments of premises undertaken using risk based scoring and national guidance. 17% of premises are low risk and not accessed and by default not compliant under the national definition for this indicator.	
A total of 624 Food Establishments were broadly compliant in 2014-15						

		SS 15	% of Household Waste Recycled			
Current Value	21.31%	2014/15	Current Target	20.00%	Target set following analysis of previous performance levels	
Performance continues to improve slightly but priority is now to maintain this level of performance						




		SS 17	Household Waste Collection - % change in kilograms per head				
Current Value		-1.38%	2014/15	Current Target	0.25%	Target is to improve on previous years change	
2014-15 463.03 kg/per household and 423.31 kg/per head for Household Waste.							

		SS 35	% CO2 reduction from LA operations.			
Current Value	-12.5%	2014/15	Current Target	-7.5%	Target set for three years, based on national guidance. To be reviewed following analysis of performance to date	
Reduction is due to the local swimming pools contract being taken over by a private company. The data is collated using the bills of the properties being paid for by RDC.						

✓	↑	SS 36	Tonnes of CO2 from LA operations			
---	---	-------	----------------------------------	--	--	---



Current Value	1,418	2014/15	Current Target	1,622	Target set for three years, based on national guidance. To be reviewed following analysis of performance to date
---------------	-------	---------	----------------	-------	--

Reduction is due to the local swimming pools contract being taken over by a private company. The data is collated using the bills of the properties being paid for by RDC.

		DM 157c	Processing of planning applications: Other applications (8 weeks)			
---	---	---------	---	--	--	---

Current Value	88.60%	February 2016	Current Target	90.00%	Targets originally set under Planning Delivery Grant regime
---------------	--------	---------------	----------------	--------	---

Performance has been improving for some months and this Trend is continuing. Customer satisfaction has increased on previous years Delegated decisions are currently made on 88% of decisions against a target of 90%.

		SS 192	% of household waste sent for reuse, recycling and composting			
---	---	--------	---	--	--	---

Current Value	48.07%	2014/15	Current Target	49.70%	National target to achieve 50% by 2020
---------------	--------	---------	----------------	--------	--

Reduction largely due to the introduction of charges for garden waste collection. Target will be changed to reflect changes following analysis of figures

		DM 2	Planning appeals allowed			
---	---	------	--------------------------	--	--	---

Current Value	33.3%	Q3 2015/16	Current Target	33.0%	Target based on national averages and benchmarking
---------------	-------	------------	----------------	-------	--

The national performance level is consistently in line with the target figure of 33%. Performance for Ryedale has varied because of the relatively low number of appeals received. However the current level of appeals allowed at 33.3% is on target.

		DM 157b	Processing of planning applications: Minor applications (8 weeks)			
---	---	---------	---	--	--	---

Current Value	68.40%	February 2016	Current Target	80.00%	Targets originally set under Planning Delivery Grant regime
---------------	--------	---------------	----------------	--------	---

Performance has been improving for some months and this Trend is continuing. Customer satisfaction has increased on previous years . Figure depressed by release of numerous applications requiring s106 agreements in February.

		SS 16	% of Household Waste Composted			
---	---	-------	--------------------------------	--	--	---




Current Value	26.76%	2014/15	Current Target	30.00%	Target set following analysis of previous performance levels
---------------	--------	---------	----------------	--------	--

Reduction largely due to the introduction of charges for garden waste collection . Target will be changed to reflect changes




4. Active Safe Communities




		EC 77	Total Crime in Ryedale			
---	---	-------	------------------------	--	--	---



Current Value	152	February 2016	Current Target		
---------------	-----	---------------	----------------	--	--

		HE 10	Adult participation in sport and active recreation. Sport England Active People Survey-Annual			
Current Value	32.7%	2014/15	Current Target	36.8%	Target is to improve on previous years performance	
Final result for Oct 2014-Oct 2015 updated as part of APS9 to 32.7% Y&H 34.1% England 35.8%						




5. Transforming the Council




		BS AS 1 RDC	Service enquiries resolved at first point of contact (telephone)			
Current Value	53%	2015/16	Current Target	50%	Target is for year on year improvement	
Total figure is not representative, as current lengthy call logging procedure means staff are unable to log the high volume of calls received during periods of peak call times.						

		BS AS 3	Payments made using electronic channels			
Current Value	90%	February 2016	Current Target	85%	Target is set to maintain performance	
Electronic channels include web, telephone and Direct Debit.						

		BS BI 02	% FOI Requests responded to within 20 working days			
Current Value		98%	February 2016	Current Target	90%	
45 out of 46 FOIs responded within 20 working days.						

		BS RB 12	% of Non-domestic Rates Collected			
Current Value		94.13%	January 2016	Current Target	93.77%	Target is set to maintain performance
Q3 2015-16 Collection rates are in line with the previous years performance						

		HR A 01 R	Average number of Working Days Lost Due to Sickness Absence per FTE, RYEDALE			
Current Value		0.62 days	February 2016	Current Target	0.63 days	Target is North Yorkshire average for 2009

		BS RB 11	% of Council Tax collected			
Current Value		95.49%	January 2016	Current Target	95.63%	Target is set to maintain performance
Q3 2015-16 Collection rates are in line with the previous years performance						

		BS MD 1	Standard searches done in 5 working days			
Current Value	7.7%	February 2016	Current Target	90.0%	Target is set to maintain performance	
Late responses from NYCC continue to be a problem- so no searches dispatched within 5 days						